

# BCBSM Physician Group Incentive Program Radiology Management

November 30, 2007



A nonprofit corporation and independent licensee  
of the Blue Cross and Blue Shield Association



# Initiative Goals



- Ensure appropriate utilization of imaging services
- Achieve cost savings



- Comprehensive data base of imaging procedures performed on BCBSM members in the office and hospital outpatient location
- Data from 2005 through second quarter 2007 updated quarterly
- Total imaging experience by patients attributed to each PGIP group with focus on adult population attributed to PCPs



## High Level

- Total imaging
- High Tech imaging – CT, MRI, Nuclear Imaging and PET
- Low Tech – Plain X-rays, Ultrasound
- Other Imaging – Mammography, Echocardiography and others

## Second Level

- “Clinically Relevant Bundles”
  - Cardiac Imaging
  - Brain Imaging
  - Spine Imaging



- Summary comparison of PGIP groups to one another
- For each PGIP group, all reports can be displayed as the experience of the individual physician
- Group specific data set with claim-line data for each procedure

# PGIP Radiology Experience 2005-06

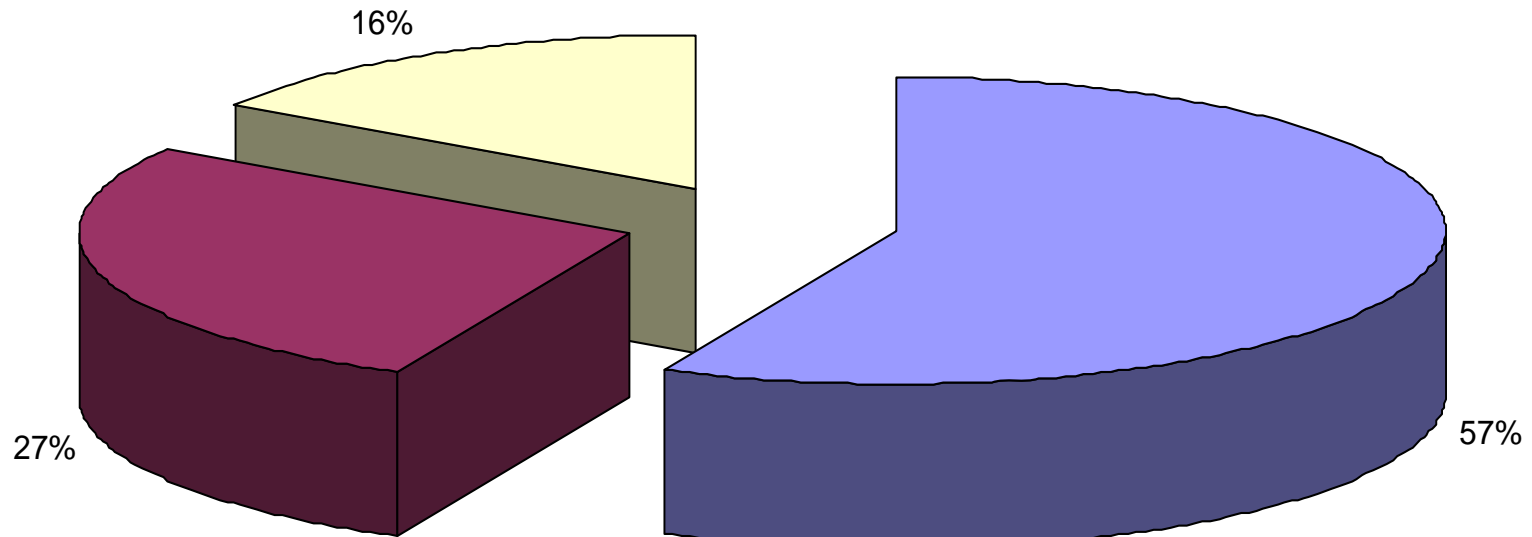


	<b><i>Total Members</i></b>	<b><i>Utilizing Members (%)</i></b>	<b><i>High Tech Total (PMPM)</i></b>	<b><i>Low Tech Total (PMPM)</i></b>
<b>PGIP – 2005</b>	<b>1,429,917</b>	<b>696,370 (49%)</b>	<b>\$142.8M (\$8.32)</b>	<b>\$73.5M (\$4.28)</b>
<b>PGIP – 2006</b>	<b>1,429,917</b>	<b>699,229 (49%)</b>	<b>\$170.1M (\$9.91)</b>	<b>\$81.7M (\$4.76)</b>
<b>Control – 2005</b>	<b>984,000</b>	<b>521,520 (53%)</b>	<b>\$123.8M (\$10.48)</b>	<b>\$57.4M (\$4.86)</b>
<b>Control – 2006</b>	<b>984,000</b>	<b>509,712 (52%)</b>	<b>\$143.5M (\$12.15)</b>	<b>\$63.4M (\$5.37)</b>

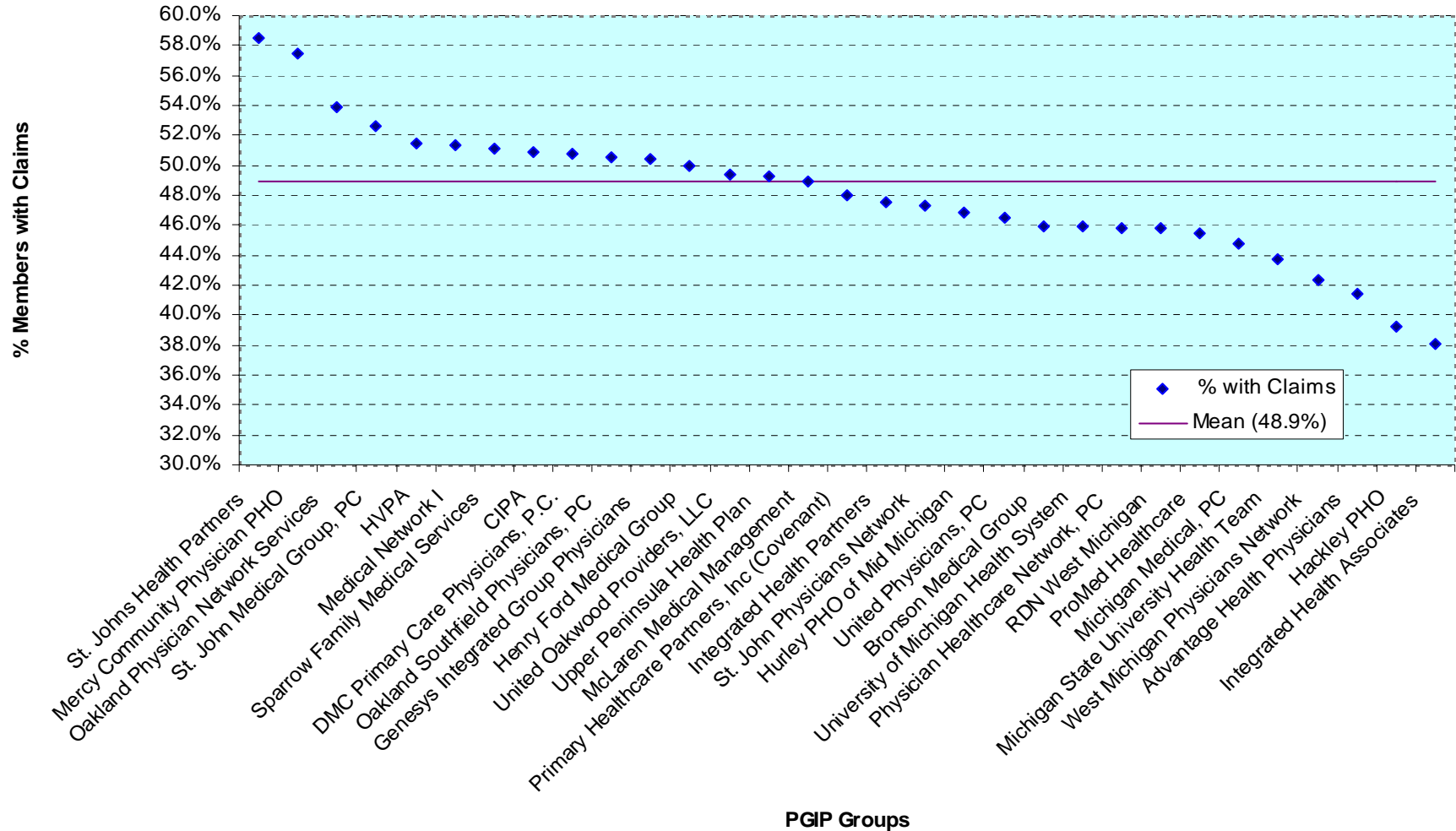
# Radiology Use by Category



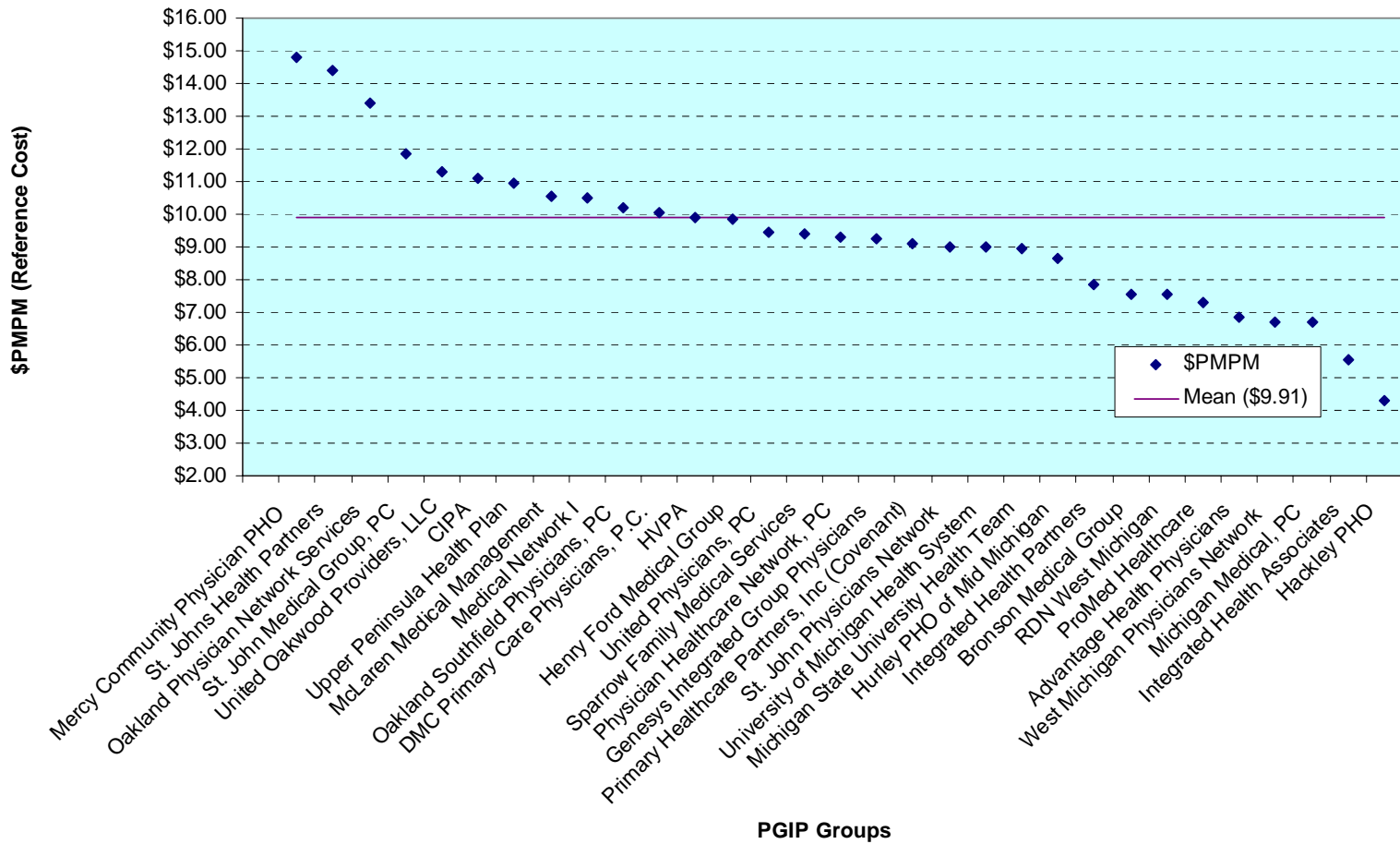
Radiology Use by Category



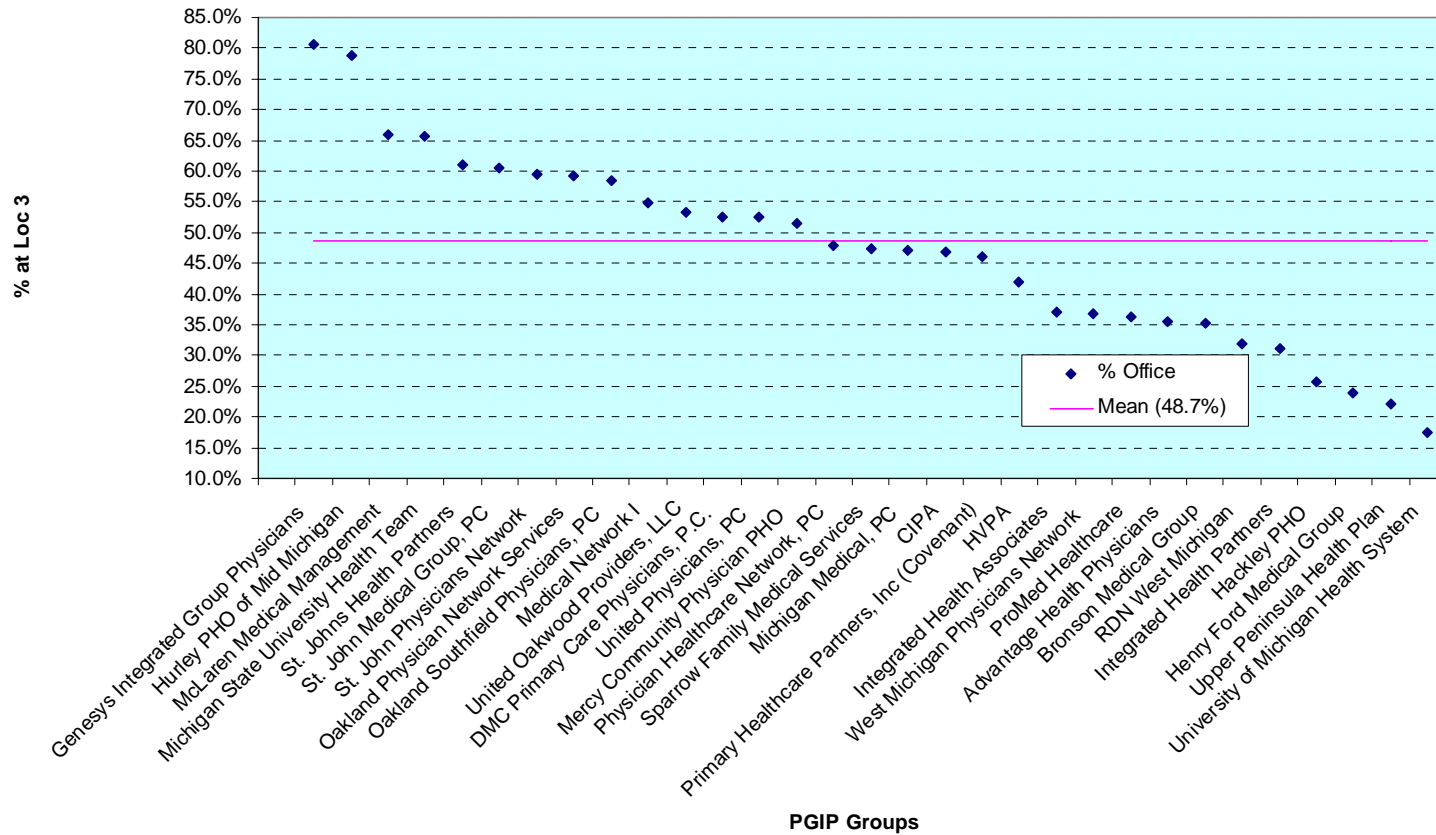
# Percent of Members with Radiology Claims by Group



# High Tech Imaging - PMPM Standard cost by PGIP Groups (Adult membership)



# Imaging Rendered at Physician offices & freestanding facilities





- Provide Radiology Dashboard Reports
  - Series of reports comparing use and cost of radiology procedures among the POs
  - Full data set to each PO to allow analysis at the individual physician and practice group level
  - Identifying physician outliers and determining reason for variation
- Increase use of AIM's web site to pre-authorize high tech imaging services rendered at hospital outpatient departments
- Promote use of evidence based guidelines



- April and September 2008 payment will be based on participation only
- Progress reports on the progress of the initiative in the PGIP group
  - Clinic and analytic leads identified
  - Developed process for sharing and discussing reports with physicians
  - Identified strategies to manage radiology use
  - Participation in Radiology Initiative meetings/teleconferences to share best practices, barriers, etc.



- January 2009 payment will be based on participation and performance improvement
- Performance improvement payment for January 2009 will be based on utilization during the Q3 2007 through Q2 2008 verses the year prior
- Performance metrics:
  - Use per 1000 members
  - Standard Cost PMPM
  - Pre-auth compliance rate
  - Use of AIM website