

## In this document

Get access to remittance advice .....	1
Locate a voucher or remittance advice .....	1

Vouchers and remittance advice are available through our provider portal.

- A **voucher** is available once a claim has paid. (Future-dated vouchers aren't available.)
- A **remittance advice** is an electronic statement in a HIPAA-standard format.

You may also see the following terms in our provider portal:

- EOB, for explanation of benefits
- EOP, for explanation of payment

## Get access to remittance advice

Complete the following steps **once** for each combination of National Provider Identifier and tax ID number for which you'll access remittance advice. These steps provide an additional layer of security.

1. Log in to our provider portal ([availity.com](https://www.availity.com)\*).
2. Click *Claims and Payments* in the menu bar and then click *Remittance Viewer*.
3. Click the *Remittance Viewer* link.
4. Click the *Manage Access* button near the upper-right corner of the page.
5. Click the *Get Access* button on the right side of the page.
6. Complete the fields.
7. Click the *Get Access* button.

## Locate a voucher or remittance advice

To locate a voucher or remittance advice for a Blue Cross Blue Shield of Michigan commercial, Medicare Plus Blue, Blue Care Network commercial or BCN Advantage claim, follow these steps:

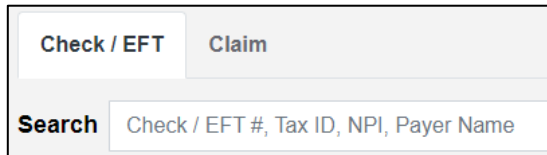
1. Log in to our provider portal ([availity.com](https://www.availity.com)\*).
2. Click *Claims and Payments* in the menu bar and then click *Remittance Viewer*.
3. Click the *Remittance Viewer* link.

4. Click the appropriate link below for further instructions:

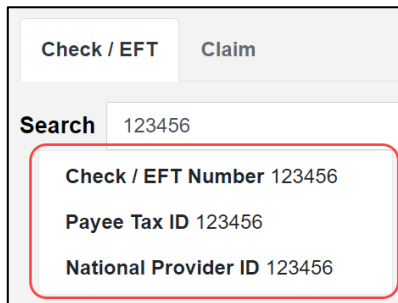
- [Search using the Check / EFT tab](#)
- [Search using the Claim tab](#)

## Search using the Check / EFT tab

1. Enter a check/EFT number, tax ID number, NPI or payer name in the Search field.



2. In the list that opens below the Search field, select the type of data you're searching for. (The following image is an example; the data types in the drop-down menu vary.)



3. Use the Check / EFT Dates drop-down calendars to specify a date range or use the default date range.

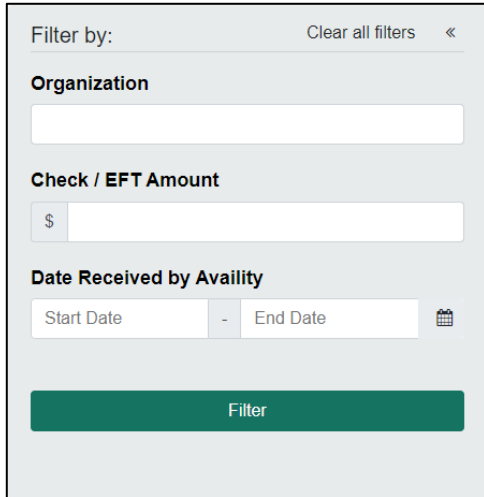
4. Click the *Search* button.

5. Do one of the following:

- To view a remittance advice, click the check number.
- To view a voucher, click the EOP/EOB icon in the Actions column on the right.



You can use the fields on the left side of the page to create additional filters.




Filter by: Clear all filters <<

**Organization**

**Check / EFT Amount**

\$

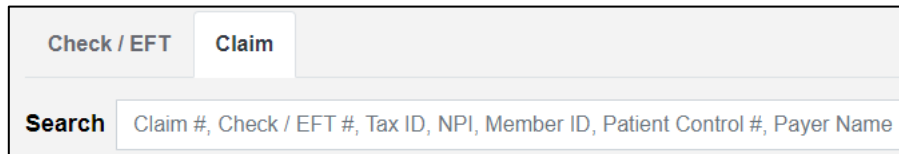
**Date Received by Availability**

Start Date - End Date 

**Filter**

## Search using the Claim tab

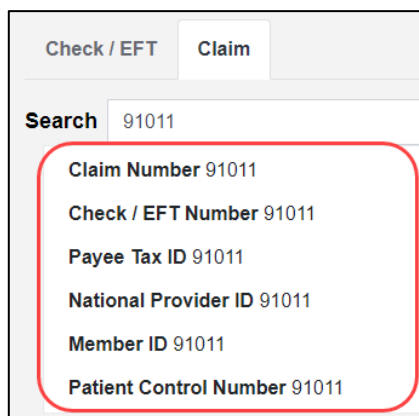
1. Enter a claim number, check number, EFT number, tax ID, NPI, member ID, patient control number or payer name in the Search field.



Check / EFT **Claim**

**Search** Claim #, Check / EFT #, Tax ID, NPI, Member ID, Patient Control #, Payer Name

2. In the list that opens below the Search field, select the type of data you're searching for. (The following image is an example; the data types in the drop-down menu vary.)



Check / EFT **Claim**

**Search** 91011

- Claim Number 91011
- Check / EFT Number 91011
- Payee Tax ID 91011
- National Provider ID 91011
- Member ID 91011
- Patient Control Number 91011

3. Use the Check / EFT Dates drop-down calendars to specify a date range or use the default date range.
4. Click the *Search* button.

5. Do one of the following:

- To view a remittance advice, click the claim number.
- To view a voucher, click the EOP/EOB icon in the Actions column on the right.



You can use the fields on the left side of the page to create additional filters.

Filter by: Clear all filters <<

**Organization**


**Patient Name**

**Patient ID**


**Check / EFT Amount**

\$

**Claim Received Date**

Start Date - End Date 

**Service Date**

Start Date - End Date 

[+ Show More Filters](#)

**Filter**

\*Clicking this link means that you're leaving the Blue Cross Blue Shield of Michigan and Blue Care Network website. While we recommend this site, we're not responsible for its content.

Availity is an independent company that contracts with Blue Cross Blue Shield of Michigan and Blue Care Network to offer provider portal services.